

Reserva Particular do Patrimônio Natural do Cristalino, Alta Floresta, Mato Grosso, BRAZIL Corticolous and saxicolous LICHENS of RPPN CRISTALINO

André Aptroot¹, Susanne Sourell^{2,3} & Sidnei Dantas³

¹Universidade Federal de Mato Grosso do Sul, ²Fundação Ecológica Cristalino, ³Cristalino Lodge

Photos: Sidnei Dantas. Produced by the authors: André Aptroot, Susanne Sourell and Sidnei Dantas, with the assistance of Valéria Sampaio, Field Museum.

Acknowledgments: The first author thanks Lucas E. Araújo Silva for the permit to collect in the RPPN Cristalino and Stichting Hugo de Vries-Fonds for travel funds.

Support from: CAPES Code 001. ©André Aptroot [andreaptroot@gmail.com], Susanne Sourell [susanne.sourell@yahoo.com] & Sidnei Dantas [smdantas@yahoo.com].

© Field Museum (2023) CC BY-NC 4.0. Licensed works are free to use/share/remix with attribution, but commercial use of the original work is not permitted.

[fieldguides.fieldmuseum.org]

[1520] version 1 3/2023



1 *Acanthotrema brasilianum*



2 *Aggregatorygma lichexanthonicum*



3 *Allographa angustata*



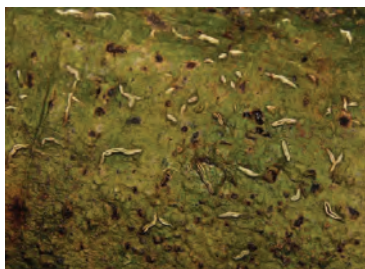
4 *Allographa balbisii*



5 *Allographa brachylirellinata*



6 *Allographa chrysocarpa*



7 *Allographa cf. frumentaria*



8 *Allographa implicatum*




9 *Allographa pitmanii*



10 *Allographa plurispora*




11 *Ampliotrema amplius*



12 *Anthracothecium prasinum*



13 *Anthracothecium prasinum*
habitat




14 *Arthonia meissneri*



15 *Arthothelium* sp.



16 *Astrochapsa alborosella*



17 *Astrothelium* cf. *aenascens*



18 *Astrothelium cartilagineum*



19 *Astrothelium cinnamomeum*



20 *Astrothelium crassum*

Reserva Particular do Patrimônio Natural do Cristalino, Alta Floresta, Mato Grosso, BRAZIL Corticolous and saxicolous LICHENS of RPPN CRISTALINO

André Aptroot¹, Susanne Sourell^{2,3} & Sidnei Dantas³

¹Universidade Federal de Mato Grosso do Sul, ²Fundação Ecológica Cristalino, ³Cristalino Lodge

Photos: Sidnei Dantas. Produced by the authors: André Aptroot, Susanne Sourell and Sidnei Dantas, with the assistance of Valéria Sampaio, Field Museum.


Acknowledgments: The first author thanks Lucas E. Araújo Silva for the permit to collect in the RPPN Cristalino and Stichting Hugo de Vries-Fonds for travel funds.

Support from: CAPES Code 001. ©André Aptroot [andreaptroot@gmail.com], Susanne Sourell [susanne.sourell@yahoo.com] & Sidnei Dantas [smdantas@yahoo.com].

© Field Museum (2023) CC BY-NC 4.0. Licensed works are free to use/share/remix with attribution, but commercial use of the original work is not permitted.

[fieldguides.fieldmuseum.org]

[1520] version 1 3/2023




21 *Astrothelium disjunctum*



22 *Astrothelium eustomum*




23 *Astrothelium gyalostiolatum*



24 *Astrothelium inspersaeneum*



25 *Astrothelium kunzei*



26 *Astrothelium macrocarpum*




27 *Astrothelium neovariolosum*



28 *Astrothelium nigratum*




29 *Astrothelium nitidiusculum*



30 *Astrothelium norisianum*




31 *Astrothelium obscurum*



32 *Astrothelium ocellatum*



33 *Astrothelium ochrothelium*




34 *Astrothelium parathelioides*



35 *Astrothelium porosum*



36 *Astrothelium pulcherrimum*



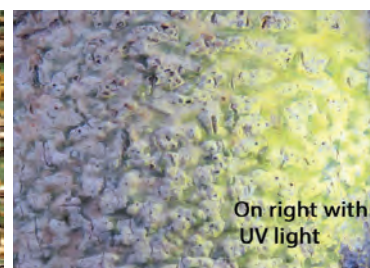
37 *Astrothelium pupula*



38 *Astrothelium scoria*



39 *Astrothelium scorioides*



40 *Astrothelium sepultum*

Reserva Particular do Patrimônio Natural do Cristalino, Alta Floresta, Mato Grosso, BRAZIL Corticolous and saxicolous LICHENS of RPPN CRISTALINO

André Aptroot¹, Susanne Sourell^{2,3} & Sidnei Dantas³

¹Universidade Federal de Mato Grosso do Sul, ²Fundação Ecológica Cristalino, ³Cristalino Lodge

Photos: Sidnei Dantas. Produced by the authors: André Aptroot, Susanne Sourell and Sidnei Dantas, with the assistance of Valéria Sampaio, Field Museum.

Acknowledgments: The first author thanks Lucas E. Araújo Silva for the permit to collect in the RPPN Cristalino and Stichting Hugo de Vries-Fonds for travel funds.


Support from: CAPES Code 001. ©André Aptroot [andreaptroot@gmail.com], Susanne Sourell [susanne.sourell@yahoo.com] & Sidnei Dantas [smdantas@yahoo.com].



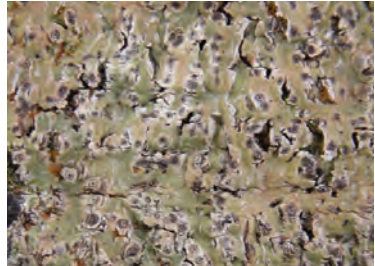
© Field Museum (2023) CC BY-NC 4.0. Licensed works are free to use/share/remix with attribution, but commercial use of the original work is not permitted.

[fieldguides.fieldmuseum.org]

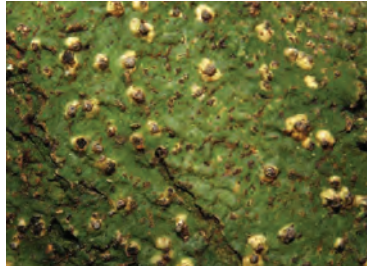
[1520] version 1 3/2023




41 *Astrothelium cf. stromatofluorescens*



42 *Astrothelium subdisjunctum*




43 *Astrothelium subfuscum*




44 *Astrothelium supraclandestinum*




45 *Astrothelium tuberculatum*




46 *Astrothelium variolosum*



47 *Astrothelium vulcanum*



48 *Bacidia termitophila*



49 *Bacidina medialis*




50 *Bacidiospora silvicola*




51 *Bathelium mastoideum*




52 *Bogoriella oleosa*



53 *Buellia mamillana*



54 *Buellia subdisciformis*



55 *Buellia subtabacina*



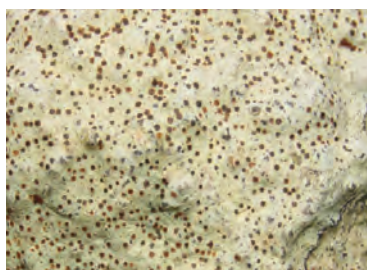
56 *Bulbothrix oliveirae*



57 *Bulbothrix scortella*



58 *Bulbothrix tabacina*



59 *Caloplaca diplacia*



60 *Caloplaca lecanorocarpa*

Reserva Particular do Patrimônio Natural do Cristalino, Alta Floresta, Mato Grosso, BRAZIL Corticolous and saxicolous LICHENS of RPPN CRISTALINO

André Aptroot¹, Susanne Sourell^{2,3} & Sidnei Dantas³

¹Universidade Federal de Mato Grosso do Sul, ²Fundação Ecológica Cristalino, ³Cristalino Lodge

Photos: Sidnei Dantas. Produced by the authors: André Aptroot, Susanne Sourell and Sidnei Dantas, with the assistance of Valéria Sampaio, Field Museum.

Acknowledgments: The first author thanks Lucas E. Araújo Silva for the permit to collect in the RPPN Cristalino and Stichting Hugo de Vries-Fonds for travel funds. Support from: CAPES Code 001. ©André Aptroot [andreaaptroot@gmail.com], Susanne Sourell [susanne.sourell@yahoo.com] & Sidnei Dantas [smdantas@yahoo.com].


© Field Museum (2023) CC BY-NC 4.0. Licensed works are free to use/share/remix with attribution, but commercial use of the original work is not permitted.

[fieldguides.fieldmuseum.org]


[1520] version 1 3/2023



61 *Caloplaca lecapustulata*



62 *Caloplaca subsoluta*



63 *Canoparmelia amazonica*



64 *Carbacanthographis* cf. *chionophora*



65 *Carbacanthographis marcescens*



66 *Carbacanthographis stictica*



67 *Carbacanthographis tetrinspersa*



68 *Chapsa indica*




69 *Chapsa* cf. *phlyctidioides*



70 *Chapsa* cf. *referta*




71 *Chapsa velata*



72 *Chiodecton complexum*



73 *Chiodecton malmei*



74 *Chrysothrix citrinella*



75 *Chrysothrix xanthina*



76 *Cladonia prancei*




77 *Cladonia subradiata*



78 *Coccocarpia adnata*



79 *Coccocarpia pellita*



80 *Coenogonium linkii*

Reserva Particular do Patrimônio Natural do Cristalino, Alta Floresta, Mato Grosso, BRAZIL Corticolous and saxicolous LICHENS of RPPN CRISTALINO


André Aptroot¹, Susanne Sourell^{2,3} & Sidnei Dantas³

¹Universidade Federal de Mato Grosso do Sul, ²Fundação Ecológica Cristalino, ³Cristalino Lodge

Photos: Sidnei Dantas. Produced by the authors: André Aptroot, Susanne Sourell and Sidnei Dantas, with the assistance of Valéria Sampaio, Field Museum.

Acknowledgments: The first author thanks Lucas E. Araújo Silva for the permit to collect in the RPPN Cristalino and Stichting Hugo de Vries-Fonds for travel funds.

Support from: CAPES Code 001. ©André Aptroot [andreaptroot@gmail.com], Susanne Sourell [susanne.sourell@yahoo.com] & Sidnei Dantas [smdantas@yahoo.com].

 © Field Museum (2023) CC BY-NC 4.0. Licensed works are free to use/share/remix with attribution, but commercial use of the original work is not permitted.

[fieldguides.fieldmuseum.org]

[1520] version 1 3/2023




81 *Coenogonium strigosum*



82 *Coenogonium subdentatum*



83 *Coniarthonia echinospora*



84 *Coniocarpon cinnabarinum*




85 *Constrictolumina cinchonae*



86 *Corticorygma stellatum*




87 *Cresponea flavosorediata*




88 *Crustospathula humboldtii*



89 *Crustospathula humboldtii*




90 *Crypthonia albida*



91 *Crypthonia brevispora*



92 *Cryptoschizotrema cryptotrema*



93 *Cryptothecia aleurocarpa*



94 *Cryptothecia fabispora*



95 *Cryptothecia isidioxanthina*



96 *Cryptothecia malmei*



97 *Cryptothecia rhizophora*



98 *Cryptothecia striata*



99 *Cryptothecia* sp.



100 *Cryptothecia* sp.

Reserva Particular do Patrimônio Natural do Cristalino, Alta Floresta, Mato Grosso, BRAZIL Corticolous and saxicolous LICHENS of RPPN CRISTALINO

André Aptroot¹, Susanne Sourell^{2,3} & Sidnei Dantas³

¹Universidade Federal de Mato Grosso do Sul, ²Fundação Ecológica Cristalino, ³Cristalino Lodge

Photos: Sidnei Dantas. Produced by the authors: André Aptroot, Susanne Sourell and Sidnei Dantas, with the assistance of Valéria Sampaio, Field Museum.

Acknowledgments: The first author thanks Lucas E. Araújo Silva for the permit to collect in the RPPN Cristalino and Stichting Hugo de Vries-Fonds for travel funds.

Support from: CAPES Code 001. ©André Aptroot [andreaptroot@gmail.com], Susanne Sourell [susanne.sourell@yahoo.com] & Sidnei Dantas [smdantas@yahoo.com].



© Field Museum (2023) CC BY-NC 4.0. Licensed works are free to use/share/remix with attribution, but commercial use of the original work is not permitted.

[fieldguides.fieldmuseum.org]


[1520] version 1 3/2023




101 *Dichosporidium nigrocinctum*




102 *Dictyonema* sp.




103 *Dimelaena mayrhoferiana*



104 *Diorygma hieroglyphicum*



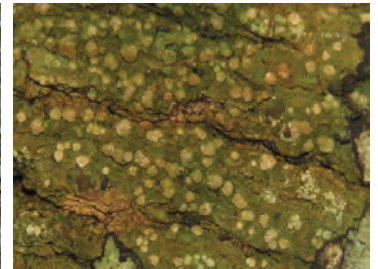
105 *Dirinaria aegialita*



106 *Dirinaria confluens*



107 *Dyplolabia afzelii*



108 *Erythrodictyon granulatum*



109 *Eschatogonia prolifera*




110 *Eschatogonia* sp.



111 *Fellhanera termitophila*




112 *Fellhanera* cf. *viridis*




113 *Fellhanera viridisorediata*



114 *Fissurina babingtonii*



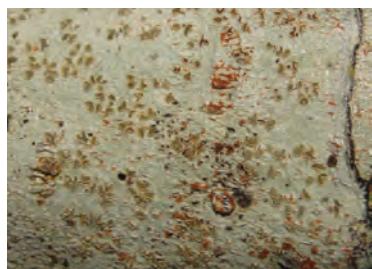
115 *Fissurina dumastii*




116 *Fissurina egenella*



117 *Fissurina incondita*



118 *Fissurina insculpta*



119 *Fissurina nitidescens*



120 *Fissurina pseudostromatica*


Reserva Particular do Patrimônio Natural do Cristalino, Alta Floresta, Mato Grosso, BRAZIL Corticolous and saxicolous LICHENS of RPPN CRISTALINO

André Aptroot¹, Susanne Sourell^{2,3} & Sidnei Dantas³

¹Universidade Federal de Mato Grosso do Sul, ²Fundação Ecológica Cristalino, ³Cristalino Lodge

Photos: Sidnei Dantas. Produced by the authors: André Aptroot, Susanne Sourell and Sidnei Dantas, with the assistance of Valéria Sampaio, Field Museum.

Acknowledgments: The first author thanks Lucas E. Araújo Silva for the permit to collect in the RPPN Cristalino and Stichting Hugo de Vries-Fonds for travel funds. Support from: CAPES Code 001. ©André Aptroot [andreaptroot@gmail.com], Susanne Sourell [susanne.sourell@yahoo.com] & Sidnei Dantas [smdantas@yahoo.com].


 © Field Museum (2023) CC BY-NC 4.0. Licensed works are free to use/share/remix with attribution, but commercial use of the original work is not permitted.

[fieldguides.fieldmuseum.org]


[1520] version 1 3/2023



121 *Fissurina radiata*




122 *Fissurina subnitidula*



123 *Flakea papillata*




124 *Flegographa leprieurii*



125 *Gassicurtia coccinea*



126 *Glaucotrema glaucophaenum*




127 *Graphis glaucescens*



128 *Graphis inspersoradians*



129 *Graphis renschiana*




130 *Graphis striatula*



131 *Gyalideopsis cf. confluens*



132 *Gyalideopsis lambinonii*



133 *Herpothallon aurantiacoflavum*




134 *Herpothallon roseocinctum*



135 *Heterocyphellium triseptatum*



136 *Heterodermia apicalis*




137 *Heterodermia speciosa*



138 *Hymenelia epulotica*



139 *Hypotrachyna eitenii*



140 *Lecanora argentata*


Reserva Particular do Patrimônio Natural do Cristalino, Alta Floresta, Mato Grosso, BRAZIL Corticolous and saxicolous LICHENS of RPPN CRISTALINO

André Aptroot¹, Susanne Sourell^{2,3} & Sidnei Dantas³

¹Universidade Federal de Mato Grosso do Sul, ²Fundação Ecológica Cristalino, ³Cristalino Lodge

Photos: Sidnei Dantas. Produced by the authors: André Aptroot, Susanne Sourell and Sidnei Dantas, with the assistance of Valéria Sampaio, Field Museum.

Acknowledgments: The first author thanks Lucas E. Araújo Silva for the permit to collect in the RPPN Cristalino and Stichting Hugo de Vries-Fonds for travel funds. Support from: CAPES Code 001. ©André Aptroot [andreaptroot@gmail.com], Susanne Sourell [susanne.sourell@yahoo.com] & Sidnei Dantas [smdantas@yahoo.com].

 © Field Museum (2023) CC BY-NC 4.0. Licensed works are free to use/share/remix with attribution, but commercial use of the original work is not permitted.

[fieldguides.fieldmuseum.org]

[1520] version 1 3/2023



141 *Lecanora expallens*




142 *Lecanora kalbiana*



143 *Lecanora subimmersa*



144 *Lepra tropica*




145 *Leptogium austroamericanum*



146 *Leptogium cyanescens*




147 *Letrouitia domingensis*



148 *Letrouitia leprolyta*



149 *Letrouitia subvulpina*



150 *Letrouitia vulpina*




151 *Lithothelium decumbens*



152 *Lithothelium obtectum*



153 *Malmidea amazonica*



154 *Malmidea bakeri*




155 *Malmidea cineracea*



156 *Malmidea densisidiata*



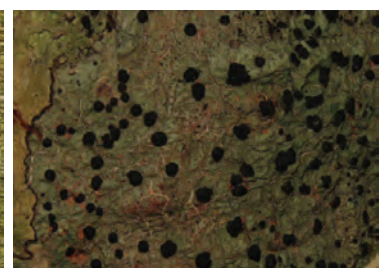
157 *Malmidea leptoloma*



158 *Malmidea nigra*



159 *Malmidea piperina*



160 *Malmidea piperis*


Reserva Particular do Patrimônio Natural do Cristalino, Alta Floresta, Mato Grosso, BRAZIL Corticolous and saxicolous LICHENS of RPPN CRISTALINO

André Aptroot¹, Susanne Sourell^{2,3} & Sidnei Dantas³

¹Universidade Federal de Mato Grosso do Sul, ²Fundação Ecológica Cristalino, ³Cristalino Lodge

Photos: Sidnei Dantas. Produced by the authors: André Aptroot, Susanne Sourell and Sidnei Dantas, with the assistance of Valéria Sampaio, Field Museum.

Acknowledgments: The first author thanks Lucas E. Araújo Silva for the permit to collect in the RPPN Cristalino and Stichting Hugo de Vries-Fonds for travel funds. Support from: CAPES Code 001. ©André Aptroot [andreaaptroot@gmail.com], Susanne Sourell [susanne.sourell@yahoo.com] & Sidnei Dantas [smdantas@yahoo.com].

 © Field Museum (2023) CC BY-NC 4.0. Licensed works are free to use/share/remix with attribution, but commercial use of the original work is not permitted.

[fieldguides.fieldmuseum.org]

[1520] version 1 3/2023



161 *Malmidea psychotrioides*




162 *Malmidea rhodopsis*




163 *Malmidea vinosa*



164 *Malmographina plicosa*



165 *Mazosia endonigra*




166 *Megalospora sulphurata*




167 *Megalotremis pustulata*



168 *Melanotrema platystomum*




169 *Micarea corallothallina*



170 *Multisporidea conidiophora*



171 *Mycoporum compositum*



172 *Myriostigma filicinum*



173 *Myriotrema album*



174 *Myriotrema clandestinum*



175 *Myriotrema myrioporum*




176 *Myriotrema neofrondosum*




177 *Myriotrema pulverulentum*



178 *Neoprotoparmelia brasiliadiata*



179 *Neoprotoparmelia multifera*



180 *Neoprotoparmelia sexdecimspora*

Reserva Particular do Patrimônio Natural do Cristalino, Alta Floresta, Mato Grosso, BRAZIL Corticolous and saxicolous LICHENS of RPPN CRISTALINO

10


André Aptroot¹, Susanne Sourell^{2,3} & Sidnei Dantas³

¹Universidade Federal de Mato Grosso do Sul, ²Fundação Ecológica Cristalino, ³Cristalino Lodge

Photos: Sidnei Dantas. Produced by the authors: André Aptroot, Susanne Sourell and Sidnei Dantas, with the assistance of Valéria Sampaio, Field Museum.

Acknowledgments: The first author thanks Lucas E. Araújo Silva for the permit to collect in the RPPN Cristalino and Stichting Hugo de Vries-Fonds for travel funds.

Support from: CAPES Code 001. ©André Aptroot [andreaptroot@gmail.com], Susanne Sourell [susanne.sourell@yahoo.com] & Sidnei Dantas [smdantas@yahoo.com].

 © Field Museum (2023) CC BY-NC 4.0. Licensed works are free to use/share/remix with attribution, but commercial use of the original work is not permitted.

[fieldguides.fieldmuseum.org]

[1520] version 1 3/2023




181 *Nigrovothelium inspersotropicum*



182 *Ocellularia antillensis*



183 *Ocellularia cavata*




184 *Ocellularia daniana*



185 *Ocellularia dolichotata*



186 *Ocellularia percolumellata*




187 *Ocellularia violacea*




188 *Opegapha aperiens*



189 *Opegapha cylindrica*




190 *Papilionovela athallina*



191 *Parallopsora labriformis*



192 *Parmotrema ciliiferum*



193 *Parmotrema cornutum*



194 *Parmotrema mordenii*



195 *Parmotrema robustum*



196 *Parmotrema warmingii*



197 *Parmotrema zollingeri*



198 *Peltula brasiliensis*



199 *Peltula lingulata*



200 *Peltula obscurans*

Reserva Particular do Patrimônio Natural do Cristalino, Alta Floresta, Mato Grosso, BRAZIL Corticolous and saxicolous LICHENS of RPPN CRISTALINO

André Aptroot¹, Susanne Sourell^{2,3} & Sidnei Dantas³

¹Universidade Federal de Mato Grosso do Sul, ²Fundação Ecológica Cristalino, ³Cristalino Lodge

Photos: Sidnei Dantas. Produced by the authors: André Aptroot, Susanne Sourell and Sidnei Dantas, with the assistance of Valéria Sampaio, Field Museum.

Acknowledgments: The first author thanks Lucas E. Araújo Silva for the permit to collect in the RPPN Cristalino and Stichting Hugo de Vries-Fonds for travel funds.

Support from: CAPES Code 001. ©André Aptroot [andreaptroot@gmail.com], Susanne Sourell [susanne.sourell@yahoo.com] & Sidnei Dantas [smdantas@yahoo.com].

© Field Museum (2023) CC BY-NC 4.0. Licensed works are free to use/share/remix with attribution, but commercial use of the original work is not permitted.

[fieldguides.fieldmuseum.org] [1520] version 1 3/2023



201 *Pertusaria lichexanthoverrucosa*



202 *Phaeographis brasiliensis*



203 *Phaeographis caesiodisca*



204 *Phaeographis haematites*



205 *Phaeographis leiogrammodes*



206 *Phaeographis nylanderii*



207 *Phaeographis sculpturata*




208 *Phylloscium vermiformis*



209 *Phyllopsora cinchonarum*



210 *Phyllopsora furfuracea*



211 *Phyllopsora gossypina*



212 *Phyllopsora longiuscula*



213 *Phyllopsora pyrromelaena*



214 *Phyllopsora pyxinoides*




215 *Physcia poncinsii*



216 *Platygramme caesiopruinosa*



217 *Platygramme colubrosa*



218 *Platythecium acutispurum*



219 *Platythecium acutispurum*
habitat



220 *Platythecium sphaerosporum*

Reserva Particular do Patrimônio Natural do Cristalino, Alta Floresta, Mato Grosso, BRAZIL Corticolous and saxicolous LICHENS of RPPN CRISTALINO

12


André Aptroot¹, Susanne Sourell^{2,3} & Sidnei Dantas³

¹Universidade Federal de Mato Grosso do Sul, ²Fundação Ecológica Cristalino, ³Cristalino Lodge

Photos: Sidnei Dantas. Produced by the authors: André Aptroot, Susanne Sourell and Sidnei Dantas, with the assistance of Valéria Sampaio, Field Museum.


Acknowledgments: The first author thanks Lucas E. Araújo Silva for the permit to collect in the RPPN Cristalino and Stichting Hugo de Vries-Fonds for travel funds.

Support from: CAPES Code 001. ©André Aptroot [andreaptroot@gmail.com], Susanne Sourell [susanne.sourell@yahoo.com] & Sidnei Dantas [smdantas@yahoo.com].

 © Field Museum (2023) CC BY-NC 4.0. Licensed works are free to use/share/remix with attribution, but commercial use of the original work is not permitted.

[fieldguides.fieldmuseum.org]

[1520] version 1 3/2023



221 *Polymeridium catapastum*




222 *Porina americana*




223 *Porina distans*



224 *Porina isidioambigua*



225 *Porina sorediata*




226 *Porina subinterstes*



227 *Porina tetracerae*



228 *Pseudochapsa dilatata*




229 *Pseudoparmelia buckiana*



230 *Pseudoparmelia uleana*



231 *Pseudopyrenula flavoreagens*



232 *Pseudopyrenula media*



233 *Pseudopyrenula sugregaria*



234 *Psorinia cyanea*




235 *Pterygiopsis atra*



236 *Pterygiopsis guyanensis*



237 *Pyrenula acutispora*



238 *Pyrenula aggregataspistea*



239 *Pyrenula anomala*



240 *Pyrenula aspistea*


Reserva Particular do Patrimônio Natural do Cristalino, Alta Floresta, Mato Grosso, BRAZIL Corticolous and saxicolous LICHENS of RPPN CRISTALINO

André Aptroot¹, Susanne Sourell^{2,3} & Sidnei Dantas³

¹Universidade Federal de Mato Grosso do Sul, ²Fundação Ecológica Cristalino, ³Cristalino Lodge

Photos: Sidnei Dantas. Produced by the authors: André Aptroot, Susanne Sourell and Sidnei Dantas, with the assistance of Valéria Sampaio, Field Museum.

Acknowledgments: The first author thanks Lucas E. Araújo Silva for the permit to collect in the RPPN Cristalino and Stichting Hugo de Vries-Fonds for travel funds. Support from: CAPES Code 001. ©André Aptroot [andreaptroot@gmail.com], Susanne Sourell [susanne.sourell@yahoo.com] & Sidnei Dantas [smdantas@yahoo.com].

 © Field Museum (2023) CC BY-NC 4.0. Licensed works are free to use/share/remix with attribution, but commercial use of the original work is not permitted.

[fieldguides.fieldmuseum.org]


[1520] version 1 3/2023



241 *Pyrenula infraleucotrypa*




242 *Pyrenula lineatostroma*




243 *Pyrenula mamillana*




244 *Pyrenula minor*




245 *Pyrenula cf. rubromamillana*



246 *Pyrenula septicollaris*




247 *Pyrenula vernicosa*



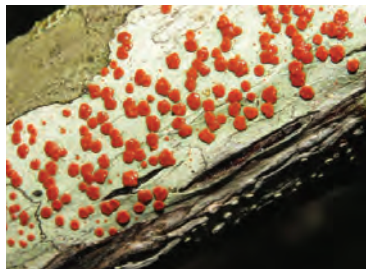
248 *Pyrgillus javanicus*



249 *Pyxine coralligera*



250 *Pyxine eschweileri*



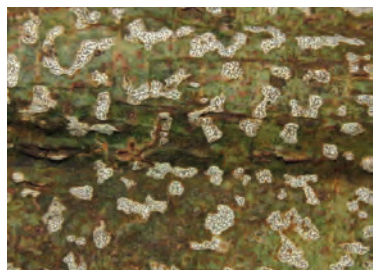
251 *Ramboldia russula*



252 *Redingeria microspora*




253 *Relicina incongrua*



254 *Sclerophyton elegans*




255 *Sclerophyton fluorescens*




256 *Sculptolumina japonica*



257 *Septotrapelia glauca*



258 *Sprucidea penicillata*



259 *Stegobolus actinotus*



260 *Stigmatochroma epimartum*

Reserva Particular do Patrimônio Natural do Cristalino, Alta Floresta, Mato Grosso, BRAZIL Corticolous and saxicolous LICHENS of RPPN CRISTALINO

André Aptroot¹, Susanne Sourell^{2,3} & Sidnei Dantas³

¹Universidade Federal de Mato Grosso do Sul, ²Fundação Ecológica Cristalino, ³Cristalino Lodge

Photos: Sidnei Dantas. Produced by the authors: André Aptroot, Susanne Sourell and Sidnei Dantas, with the assistance of Valéria Sampaio, Field Museum.


Acknowledgments: The first author thanks Lucas E. Araújo Silva for the permit to collect in the RPPN Cristalino and Stichting Hugo de Vries-Fonds for travel funds.

Support from: CAPES Code 001. ©André Aptroot [andreaptroot@gmail.com], Susanne Sourell [susanne.sourell@yahoo.com] & Sidnei Dantas [smdantas@yahoo.com].

© Field Museum (2023) CC BY-NC 4.0. Licensed works are free to use/share/remix with attribution, but commercial use of the original work is not permitted.

[fieldguides.fieldmuseum.org]


[1520] version 1 3/2023




261 *Stigmatochroma metaleptodes*



262 *Sulzbacheromyces tutunendo*



263 *Synarthonia xanthonica*



264 *Synarothelium cerebriforme*




265 *Tapellaria schindleri*




266 *Trapelia* sp.



267 *Trapeliopsis* cf. *pseudogramulosa*



268 *Traponora asterella*



269 *Trypethelium eluteriae*



270 *Trypethelium platystomum*



271 *Trypethelium platystomum*
habitat



272 *Trypethelium subeluteriae*



273 *Tylophoron hibernicum*



274 *Tylophoron moderatum*



275 *Tylophoron rufescens*



276 *Vezdaea stipitata*



277 Habitat - Secondary lichen



278 Habitat



279 RPPN Cristalino



280 RPPN Cristalino